

The Degree Audit is a tool for Undergraduate degree and Law students that shows all the courses and milestones that you have taken or are enrolled in as well as those courses needed in order for you to graduate. As you work your way towards graduation, this report reflects your progress and gives details of the courses you still need to take in order to graduate. We are continuously improving and updating the degree audits. If you have questions about your degree audit, or if something looks out of place, please email [degreeaudit@untdallas.edu](mailto:degreeaudit@untdallas.edu).

**The Advisement Report is unofficial, may contain inaccuracies, and is subject to change. It does not represent a contract between the student and the university.**

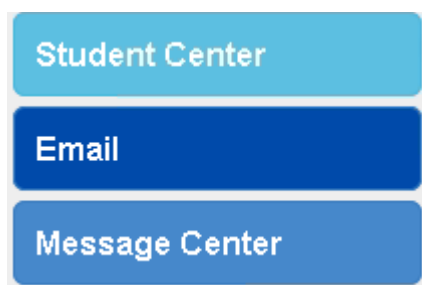
If you are enrolled in your final course or semester and are planning on graduating, you must submit a Graduation Application prior to the deadline posted at [www.untdallas.edu/registrar/commencement](http://www.untdallas.edu/registrar/commencement).

## How to View My Degree Audit

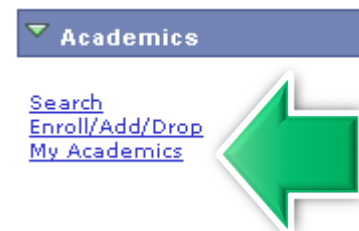
1) Go to your MyUNTD or MyLaw Portal and log in.



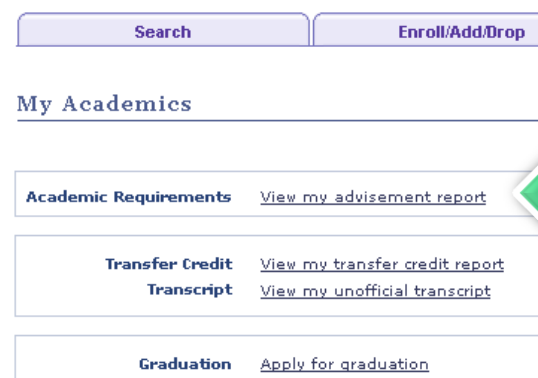
2) Click on Student Center



3) Click on My Academics



4) Click on View my advisement report.



5) Use the **collapse all** and **expand all** buttons to see as much or as little detail as you prefer.

- The report is broken down into a number of sections that can be expanded by clicking ►, or collapsed by clicking ▼, to the left of the title.
- If the course list is long, only the first part of it displays. To view the full list, click the View All link or click to view the full list in a separate window.
- When a course requirement is satisfied, it will typically collapse.